

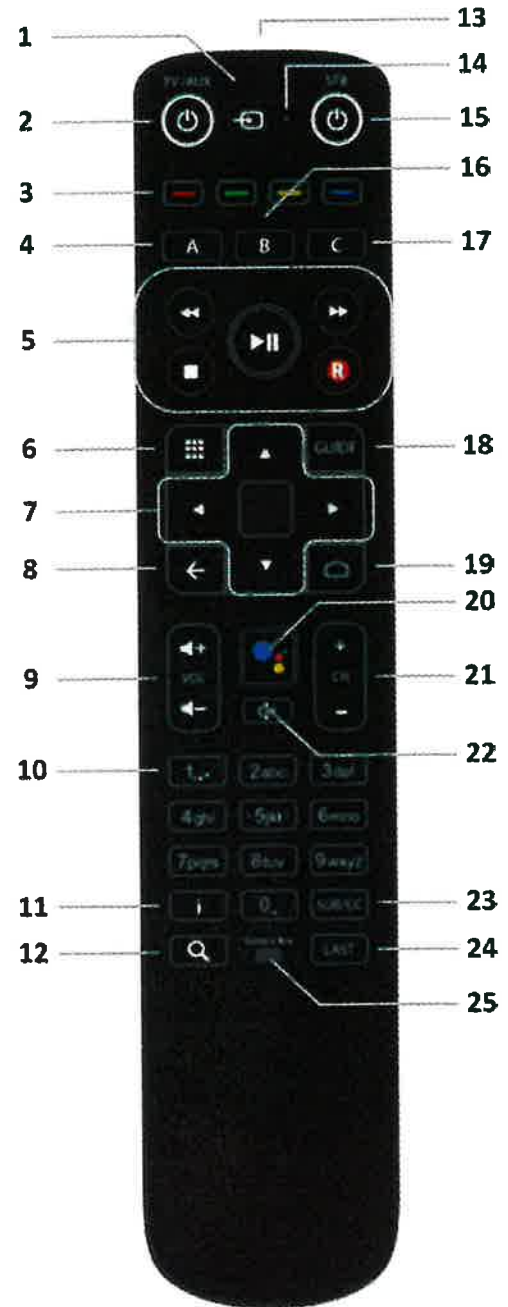


Remote control layout

- 1 TV input source select
- 2 TV/AUX power/standby
- 3 Color navigation
- 4 'A' button
- 5 Set-top box (STB) PVR* controls
- 6 Apps
- 7 Navigation and OK
- 8 Back
- 9 Volume up and down
- 10 Channel select and text entry
- 11 Information
- 12 Search
- 13 Infra-red (IR) window
- 14 Microphone
- 15 STB power/standby
- 16 'B' button
- 17 'C' button
- 18 Electronic Program Guide
- 19 Home
- 20 Voice control
This button may have  or  icon
- 21 Channel/Page up and down
- 22 Mute
- 23 Subtitles/closed captions
- 24 Last channel recall
- 25 Low battery warning LED



*Personal video recorder – only available on certain models of STB

Note: Some functionality may not be available on specific models of STB. Functionality may also vary depending on the TV service delivered by your service provider.